

000906

2023 9

.....	3
.....	4
.....	5
.....	6
.....	8
.....	13

- 1.
- 2.
- 3.

- 4.

- 5.

- 6.

- 7.
- 8.
- 9.

1.2020 3 9

2020

<

>

2020

8.2021 3 12

2021 3 16

9.2022 6 1 ,

2022

2022

2022 6 2

10.2023 9 6

2023

2023

2023 9 7

1.

36

48

30%

2020 5


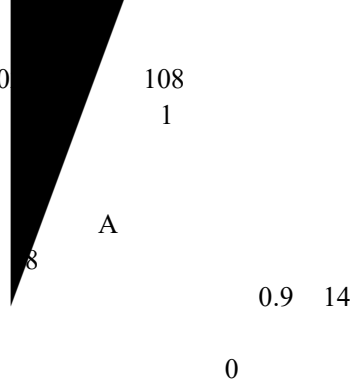
26

2023 5 25

2.

:

1	<input type="radio"/> <input type="radio"/> <input type="radio"/> 36 <input type="radio"/> <input type="radio"/>		
2	<input type="radio"/> 12 <input type="radio"/> 12 <input type="radio"/> 12 <input type="radio"/> <input type="radio"/> <input type="radio"/>		
3	<p>2018 2021</p> <p>75 2021 55% 12%</p> <p>75 2021 90%</p>	<p>2018 28,425.83</p> <p>2021 76,236.12</p> <p>168.19%</p> <p>75 105.98%</p> <p>12.66% 2021</p> <p>20.14%</p> <p>75 8.52%</p> <p>2.73% 2021</p>	

				99.98%												
4 <input type="radio"/> <input type="radio"/>																
<table border="1"> <tr> <td></td> <td>A</td> <td></td> <td></td> </tr> <tr> <td></td> <td>80</td> <td>80</td> <td>60</td> </tr> <tr> <td></td> <td>1</td> <td>0.9</td> <td>0</td> </tr> </table>					A				80	80	60		1	0.9	0	
	A															
	80	80	60													
	1	0.9	0													

2020

116

1.

24

36

40%


2021 2 26

2023 2 25

2.

:

1 <input type="radio"/> <input type="radio"/> <input type="radio"/> 36 <input type="radio"/> <input type="radio"/>		
2 <input type="radio"/> 12 <input type="radio"/> 12		

<input type="radio"/> 12 <input type="radio"/> <input type="radio"/> <input type="radio"/>													
<p>3</p> <p>2018 2020</p> <p>40%</p> <p>75 2020 12%</p> <p>75 2020</p> <p>90%</p>	<p>2018 28,425.83</p> <p>2020 49,201.33</p> <p>73.09% 75</p> <p>32.47% -</p> <p>32.64% 2020</p> <p>14.50%</p> <p>75 7.24%</p> <p>2.38% 2020</p> <p>99.93%</p>												
<p>4</p> <input type="radio"/> <input type="radio"/>  <p>A</p> <table border="1" data-bbox="172 1249 992 1404"> <tr> <td></td> <td>A</td> <td></td> <td></td> </tr> <tr> <td></td> <td>80</td> <td>80 60</td> <td>60</td> </tr> <tr> <td></td> <td>1</td> <td>0.9</td> <td>0</td> </tr> </table>		A				80	80 60	60		1	0.9	0	<p>2020 42</p> <p>A</p> <p>1 1</p> <p>0</p>
	A												
	80	80 60	60										
	1	0.9	0										

2020

42

1.

A

2.

946.5

1.38%

:

					%
		150	45	45	0.07%
		128	38.4	38.4	0.06%
		128	38.4	38.4	0.06%

		128	38.4	38.4	0.06%
		60	18	18	0.03%
	5	594	178.2	178.2	0.26%
	111	2,641	768.3	792.3	1.12%
	14	329	0	98.7	0.00%
		3,564	946.5	1,069.2	1.38%

1

5%

2

3 2020 11 30

3. 4.12 /

4. 2023 5 26 2024 5 24

5.

1 30

30 1

2 10

3

2

4

6.

1. A

2. 224.4 0.33% :

					%
		68	27.2	40.8	0.04%
	41	493	197.2	295.8	0.29%
	1	20	0	12	0.00%
		581	224.4	348.6	0.33%

1

5%

2

3 2020 11 30

3. 5.46 /

4. 2023 2 26 2024 2 23

5.

1 30

30 1

2 10

3

2

4

6.

1	2023
2	2023
3	2023

021-52583137

021-52588686

639

200052

(此页无正文, 为《上海荣正企业咨询服务(集团)股份有限公司关于浙
商中拓集团股份有限公司股票期权激励计划首次授予第二个行权期及预留授予
第一个行权期行权条件成就相关事项之独立财务顾问报告》的签字盖章页)

经办人: 