

000906

2024-30

2023

0

699,491,979

10

3.50

1



"

"

14 500 2023 69

" A" AA+ " 2023

" "

" " 5A " " 50 " " 2023

" "

" "

66

/ 5

71 " " 30 9

1

" "



图 1：中拓工程配供配送模式

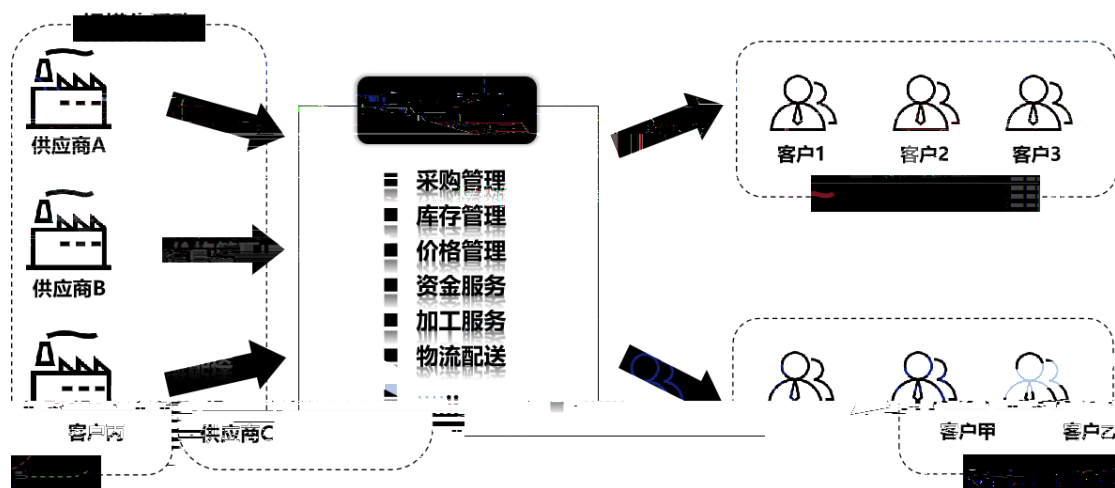


图 2：中拓库供分销服务模式

3




图 3：中拓厂库供应链模式

4

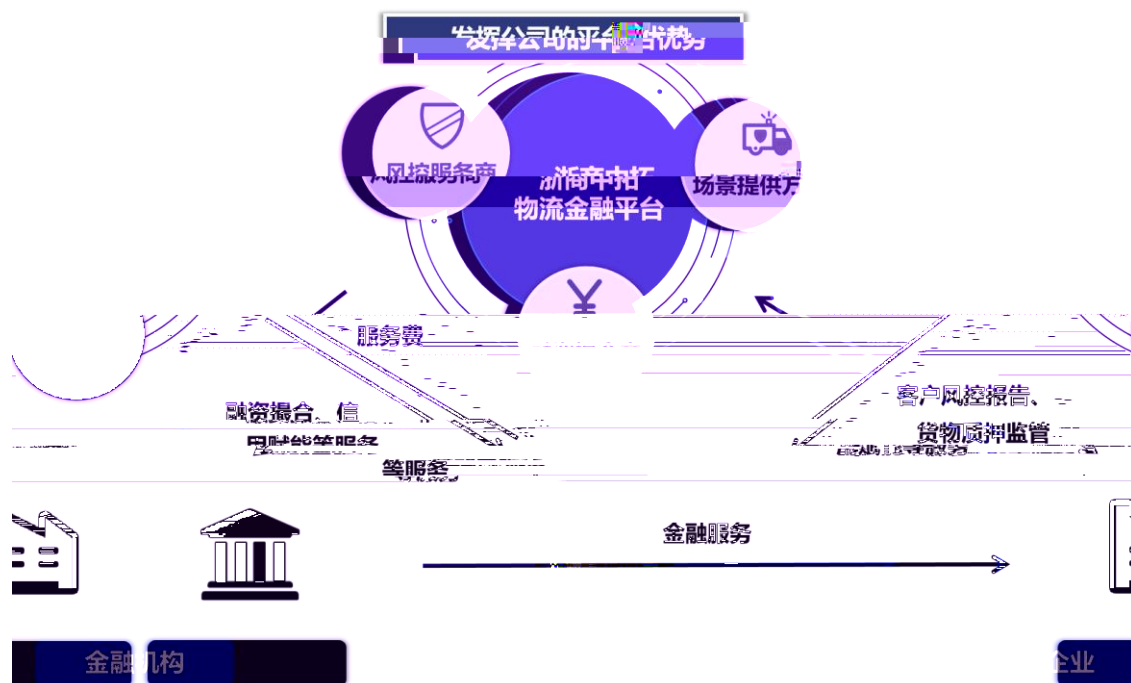


图 4：中拓物流金融模式

5 “ + + ”

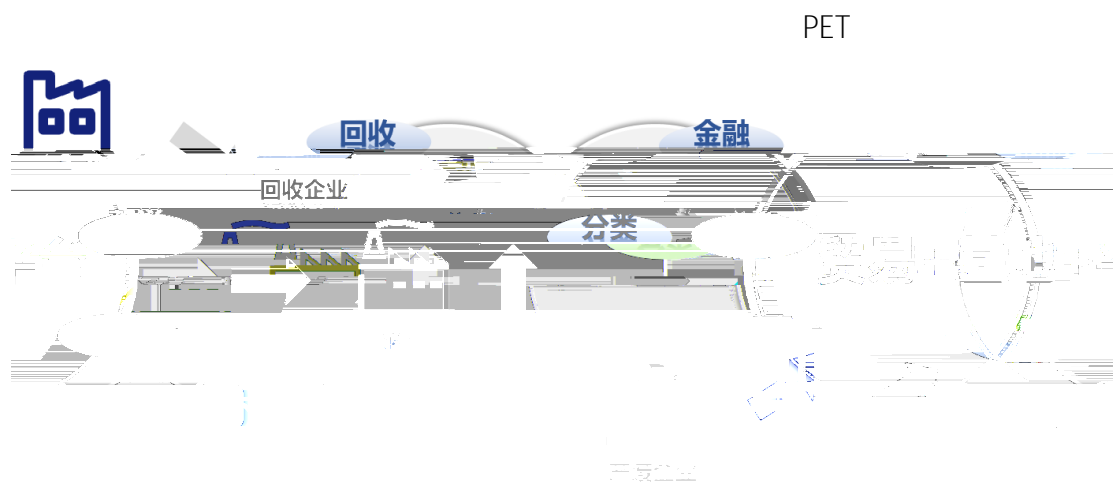


图 5：中拓再生资源“贸易+基地+平台”模式

6

EPC

图 6：中拓产业链一体化服务模式

7

“ ”

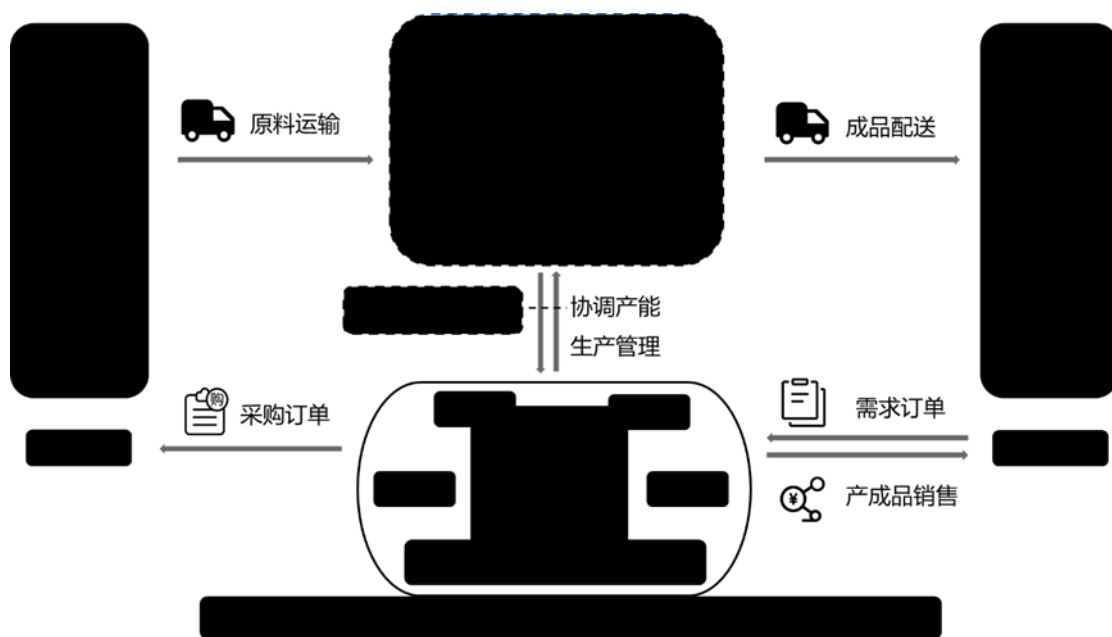


图 7：中拓虚拟工厂模式

“ ”

“ ” “ ” “ ”

图 8：中拓商业模式一览图

3

1

	2023	2022			2021	
	34,484,843,891.58	26,071,391,777.55	26,135,312,126.24	31.95%	23,094,115,265.11	23,094,115,265.11
	5,897,248,603.62	5,282,290,688.90	5,280,298,009.89	11.68%	4,519,255,548.73	4,519,255,548.73
	2023	2022			2021	
	203,064,502,062.97	193,604,755,386.80	193,604,755,386.80	4.89%	178,270,158,782.64	178,270,158,782.64
	710,787,405.60	1,002,529,315.71	1,001,816,158.24	-29.05%	819,141,771.75	819,141,771.75

2023

	14.84%	24.48%	24.47%	9.63	24.69%	24.69%
--	--------	--------	--------	------	--------	--------

2022 11 30

16

2022 31

"

" 2023 1 1

2

	43,272,851,240.05	54,596,676,076.96	53,938,539,451.21	51,256,435,294.75
	265,126,916.50	193,179,160.82	64,031,631.37	183,749,696.91

265e W* n64

		0.71%	4,952,300	0		0
		0.65%	4,568,767	0		0
		0.64%	4,500,134	0		0
		0.44%	3,080,000	0		0
		0.43%	3,001,000	0		0

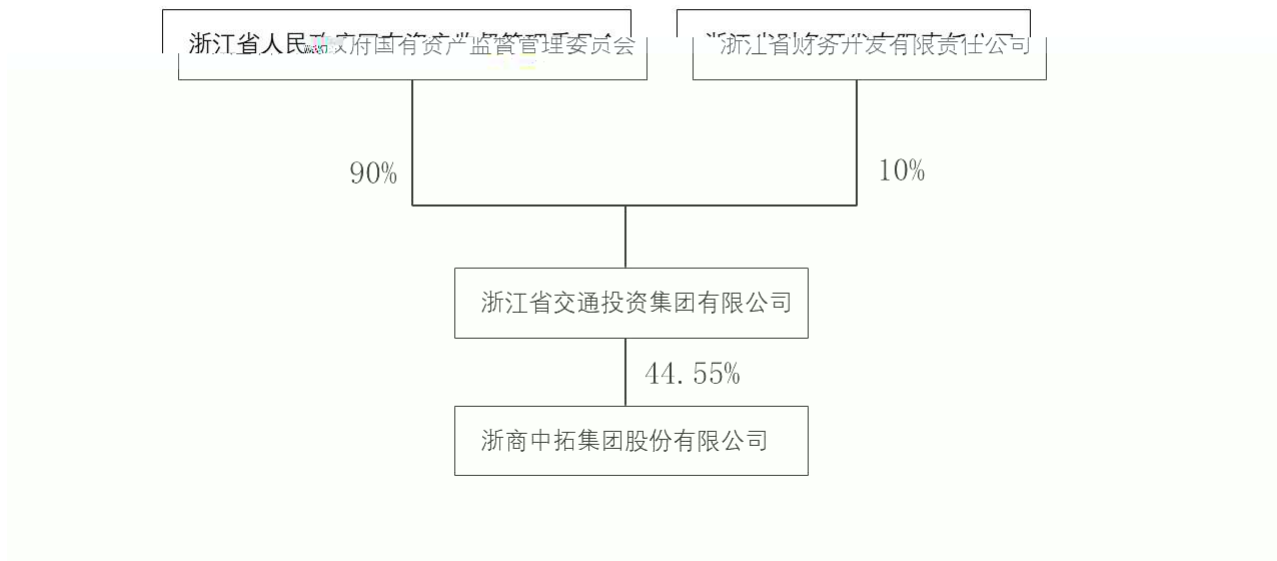
	/	0	0.00%	9,531,432	1.36%
		0	0.00%	5,306,000	0.76%
		0	0.00%	4,952,300	0.71%
		0	0.00%	4,568,767	0.65%
		0	0.00%		

2

10



3



5



1

2021	21 MTN001	102101214	2021 06 25		75,000	5.80%
2023	23 MTN001	102383444	2023 12 25		50,000	4.42%
2023	23 SCP010	012384433	2023 12 12	2024 06 07	40,000	3.13%
2024	24 SCP002	012480390	2024 01 26	2024 07 26	50,000	2.49%

2023	24 SCP003	012480495	2024 02 05	2024 08 06	50,000	2.43%
2023	24 SCP004	012480594	2024 02 26	2024 08 22	40,000	2.29%
2023	24 SCP005	012480916	2024 03 15	2024 06 19	45,000	2.27%

2

3

2

	2023	2022	
	72.59%	70.29%	2.30
	57,227.65	48,951.78	16.91%
EBI TDA	12.26%	19.96%	7.70
	5.45	5.88	-7.31%